



Advanced Topics in
EXAFS Analysis

Bruce Ravel

Introduction

Statistics

Information

Parameters

Other topics

lfeffit

MKW

Explain

Example

MFC

Explain

Example

MDS

Explain

Examples

Constraints

Restraints

Artemis

Advanced Topics in EXAFS Analysis

Bruce Ravel

Synchrotron Methods Group, Ceramics Division
Materials Science and Engineering Laboratory
National Institute of Standards and Technology

APS XAFS Summer School
July 6–10, 2009

Copyright

This document is copyright ©2008-2009 Bruce Ravel.



This work is licensed under the Creative Commons Attribution-ShareAlike License. To view a copy of this license, visit <http://creativecommons.org/licenses/by-sa/3.0/> or send a letter to Creative Commons, 559 Nathan Abbott Way, Stanford, California 94305, USA.

- You are free:**
- **to Share** — to copy, distribute, and transmit the work
 - **to Remix** — to adapt the work

- Under the following conditions:**
- Attribution. You must attribute the work in the manner specified by the author or licensor (but not in any way that suggests that they endorse you or your use of the work).
 - Share Alike. If you alter, transform, or build upon this work, you may distribute the resulting work only under the same, similar or a compatible license.
 - Any of these conditions can be waived if you get permission from the author.
-
- For any reuse or distribution, you must make clear to others the license terms of this work. The best way to do this is with a link to the URL for this document.
 - Any of the above conditions can be waived if you get permission from the copyright holder.
 - Nothing in this license impairs or restricts the author's moral rights.

Your fair dealing and other rights are in no way affected by the above. This is a human-readable summary of the Legal Code (the full license).



Advanced Topics in
EXAFS Analysis

Bruce Ravel

Introduction

Statistics

Information

Parameters

Other topics

Iffeffit

MKW

Explain

Example

MFC

Explain

Example

MDS

Explain

Examples

Constraints

Restraints

Artemis

Acknowledgements



Matt Newville, of course. Without **IFEFFIT** none of us would be having this much fun



Shelly Kelly, bug finder extraordinaire and progenitor of several examples in this talk



John Rehr and his group. If we didn't have fun with **FEFF**, we wouldn't have fun with **IFEFFIT**



Ed Stern, for teaching us so well and for getting all this XAS stuff started in the first place

- The many users of my software: without years of feedback and encouragement, my codes would suck way more than they do
- The folks who make the great software I use to write my codes: **Perl**, **Perl/Tk**, **Emacs**, **The Emacs Code Browser**, **Subversion**
- The folks who make the great software used to write this talk: **L^AT_EX**, **Beamer**, **Avogadro**, **The Gimp**, **Gnuplot**



Advanced Topics in
EXAFS Analysis

Bruce Ravel

Introduction

Statistics

Information

Parameters

Other topics

Ifeffit

MKW

Explain

Example

MFC

Explain

Example

MDS

Explain

Examples

Constraints

Restraints

Artemis

This Talk



Advanced Topics in
EXAFS Analysis

Bruce Ravel

This is NOT the introductory talk

- I assume you are a veteran of many XAS experiments and that you already have your own data that you care about.
- I assume you are familiar with the EXAFS equation.
- I assume you understand XAS data processing and have done some EXAFS analysis.
- Some familiarity with **IFEFFIT** or **ARTEMIS** will help.

The audience for this talk is interested in advanced techniques which will improve their use of their EXAFS data.

Introduction

Statistics
Information
Parameters
Other topics

Ifeffit

MKW
Explain
Example

MFC

Explain
Example

MDS

Explain
Examples

Constraints

Restraints

Artemis

The “Multiples”

Multiple k -weight Corefinement of the data using *multiple* values of k -weighting in the Fourier Transform

Multiple Feff Calculations Using *multiple* runs of the **FEFF** program to generate the theory used in your fitting model

Multiple Data Sets Corefinement of *multiple* data sets – this may be data measured at multiple edges, multiple temperatures, etc.

Constraints Between Parameters At the heart of an EXAFS fitting model are the relationships imposed between fitting parameters

Restrains on Parameters Application of imperfect knowledge to influence the evaluation of a fit

Using the “multiples”

All of these are implemented in **ARTEMIS**.



Advanced Topics in
EXAFS Analysis

Bruce Ravel

Introduction

Statistics

Information

Parameters

Other topics

Ifeffit

MKW

Explain

Example

MFC

Explain

Example

MDS

Explain

Examples

Constraints

Restrains

Artemis

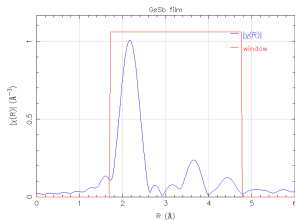
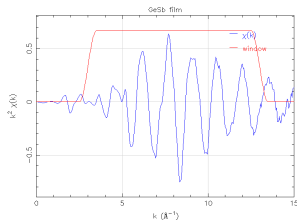
Information Content of EXAFS (I)



Advanced Topics in
EXAFS Analysis

Bruce Ravel

Sometimes, we have *beautiful* data. This is the merge of 5 scans on a 50 nm film of GeSb on silica, at the Ge edge and measured in fluorescence at NSLS X23a2.



Here, I show a Fourier transform window of [3 : 13] and I suggest a fitting range of [1.7 : 4.7]. Applying the Nyquist criterion:

$$N_{idp} \approx \frac{2\Delta k \Delta R}{\pi} \approx 19$$

This gives us an upper bound of the information content of that portion of the EXAFS spectrum.

Introduction

Statistics

Information

Parameters

Other topics

Iffedit

MKW

Explain

Example

MFC

Explain

Example

MDS

Explain

Examples

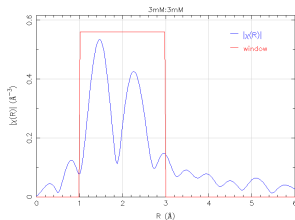
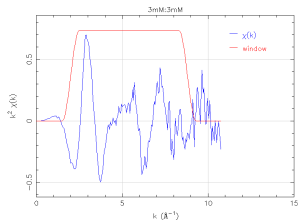
Constraints

Restraints

Artemis

Information Content of EXAFS (II)

Sometimes, we have less-than-beautiful data. This is the merge of 42 scans on a solution containing 3 mM of Hg bound to a synthetic DNA complex, measured in fluorescence at APS 20BM.



Here, I show a Fourier transform window of [2 : 8.8] and I suggest a fitting range of [1 : 3]. Applying the Nyquist criterion:

$$N_{idp} \approx \frac{2\Delta k \Delta R}{\pi} \approx 8$$

This talk discusses strategies for dealing with severely limited information content.



Advanced Topics in
EXAFS Analysis

Bruce Ravel

Introduction

Statistics

Information

Parameters

Other topics

Iffffit

MKW

Explain

Example

MFC

Explain

Example

MDS

Explain

Examples

Constraints

Restraints

Artemis

What is This Nyquist Criterion?

Given that we apply Fourier analysis to $\chi(k)$, we can treat EXAFS as a signal processing problem. If

- The signal is ideally packed **and**
- The error in the fitting parameters is normally distributed **and**
- We understand and can enumerate all sources of error **and**
- We know the theoretical lineshape of our data **then**

$$N_{idp} \approx \frac{2\Delta k \Delta R}{\pi}$$

where, for EXAFS, Δk is the range of Fourier transform and ΔR is the range in R over which the fit is evaluated.

Unfortunately ...

None of those conditions really get met in EXAFS. N_{idp} is, at best, an upper bound of the actual information content of the EXAFS signal.



Advanced Topics in
EXAFS Analysis

Bruce Ravel

Introduction

Statistics

Information

Parameters

Other topics

lfeffit

MKW

Explain

Example

MFC

Explain

Example

MDS

Explain

Examples

Constraints

Restrains

Artemis

Statistical Parameters: Definitions



Advanced Topics in
EXAFS Analysis

Bruce Ravel

IFEFFIT uses a Levenberg-Marquardt non-linear least-squares minimization, a standard χ^2 fitting metric, and a simple definition of an R-factor:

$$\chi^2 = \frac{N_{idp}}{\epsilon N_{data}} \sum_{i=\min}^{\max} \left[\text{Re} (\chi_d(r_i) - \chi_t(r_i))^2 + \text{Im} (\chi_d(r_i) - \chi_t(r_i))^2 \right] \quad (1)$$

$$\chi_\nu^2 = \frac{\chi^2}{\nu} \quad (2)$$

$$\nu = N_{idp} - N_{var} \quad (3)$$

ϵ = measurement uncertainty

$$\mathcal{R} = \frac{\sum_{i=\min}^{\max} \left[\text{Re} (\chi_d(r_i) - \chi_t(r_i))^2 + \text{Im} (\chi_d(r_i) - \chi_t(r_i))^2 \right]}{\sum_{i=\min}^{\max} \left[\text{Re} (\chi_d(r_i))^2 + \text{Im} (\chi_d(r_i))^2 \right]} \quad (4)$$

Introduction

Statistics

Information

Parameters

Other topics

Iffeffit

MKW

Explain

Example

MFC

Explain

Example

MDS

Explain

Examples

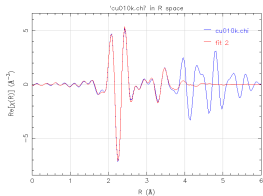
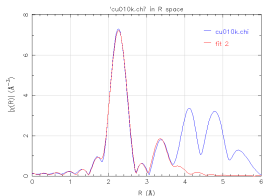
Constraints

Restrains

Artemis

An Obviously Good Fit

Here is a fit to the first two shells of copper metal at 10 K



This is an unambiguously good fit:

\mathcal{R}	0.0025
N_{idp}	16
ν	12
S_0^2	0.95(3)
E_0	5.98(36) eV
a	3.6072(26) Å
Θ_D	505(16) K

Yet $\chi^2 = 32.03!$

What's goin' on here?

Why is χ^2 for an obviously good fit so much larger than 1?



Advanced Topics in
EXAFS Analysis

Bruce Ravel

Introduction

Statistics

Information

Parameters

Other topics

Iffeffit

MKW

Explain

Example

MFC

Explain

Example

MDS

Explain

Examples

Constraints

Restraints

Artemis

Statistical Parameters: Fit Evaluation



Advanced Topics in
EXAFS Analysis

Bruce Ravel

Introduction

Statistics
Information
Parameters
Other topics

Iffefit

MKW
Explain
Example

MFC
Explain
Example

MDS
Explain
Examples

Constraints

Restraints

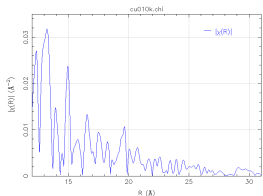
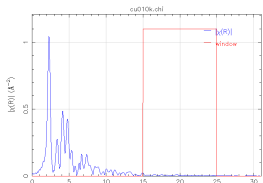
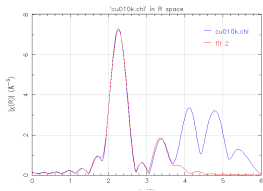
Artemis

The determination of measurement uncertainty is, perhaps, a bit hokey in **IFEFFIT**. It is the average of the signal between 15 Å and 25 Å in the Fourier transform – a range that probably does not include much signal above the noise.

Is that signal between 15 Å and 25 Å in copper metal? Perhaps....

In any case, this method ignores the following:

- Approximations and errors in theory
- Sample inhomogeneity
- Detector nonlinearity
- Gremlins ;-)



Statistical Parameters: Interpretation I



Advanced Topics in
EXAFS Analysis

Bruce Ravel

OK then ... what is the implication of ϵ never being evaluated correctly by **IFEFFIT**?

- 1 χ^2_ν is always somewhere between big and enormous.
- 2 χ^2_ν is impossible to interpret for a *single* fit.
- 3 χ^2_ν **can** be used to compare different fits. A fit is improved if χ^2_ν is significantly smaller.
- 4 Error bars are taken from the diagonal of the covariance matrix. If χ^2_ν is way too big, the error bars will be way too small. The error bars reported by **IFEFFIT** have been scaled by $\sqrt{\chi^2_\nu}$.
- 5 Thus the error bars reported by **IFEFFIT** are of the “correct” size if we assume that the fit is a “good fit”.

Introduction

Statistics
Information
Parameters
Other topics

Iffeffit

MKW
Explain
Example

MFC
Explain
Example

MDS
Explain
Examples

Constraints

Restraints

Artemis

Statistical Parameters: Interpretation II



Advanced Topics in
EXAFS Analysis

Bruce Ravel

How do we know if a fit is “good”?

- The current fit is an improvement over the previous fit if χ^2_ν is sufficiently smaller.
- You should be suspicious of a fit for which N_{var} is close to N_{idp} , i.e. a fit for which ν is small.
- All variable parameters should have values that are physically defensible and error bars that make sense.
- The results should be consistent with other things you know about the sample.
- The R-factor should be small and the fit should closely overplot the data. (That was redundant. 😊)

Introduction

Statistics

Information

Parameters

Other topics

Ifeffit

MKW

Explain

Example

MFC

Explain

Example

MDS

Explain

Examples

Constraints

Restraints

Artemis

Interpreting Error Bars



Advanced Topics in
EXAFS Analysis

Bruce Ravel

The interpretation of an error bar depends on the meaning of the parameter.

- A fitted σ^2 value of, say, 0.00567 ± 0.00654 is troubling. That result means suggests that σ^2 is quite ill-determined for that path and not even positive definite. Yikes!
- On the other hand, a fitted E_0 value of, say, 0.12 ± 0.34 is just fine. E_0 can be positive or negative. A fitted value consistent with 0 suggests you chose E_0 wisely back in **ATHENA**.

Introduction

Statistics

Information

Parameters

Other topics

lfeffit

MKW

Explain

Example

MFC

Explain

Example

MDS

Explain

Examples

Constraints

Restraints

Artemis

Outside Knowledge

Because the information content of the XAS measurement is so limited, we are forced to incorporate knowledge from other measurements into our data analysis and its interpretation.

- Other XAS measurements — for instance, the “chemical transferability” of S_0^2
- Diffraction tells us structure, coordination number, bond lengths, etc.
- Things like NMR, UV/Vis, and IR can tell us about the ligation environment of the absorber
- Common sense:
 - $R_{NN} \not\approx 0.5 \text{ \AA}$, $R_{NN} \not\approx 4.0 \text{ \AA}$
 - $\sigma^2 \not\approx 0 \text{ \AA}^2$
- ... and anything else your (physical || chemical || biological || whatever) intuition tells you



Advanced Topics in
EXAFS Analysis

Bruce Ravel

Introduction

Statistics

Information

Parameters

Other topics

lfeffit

MKW

Explain

Example

MFC

Explain

Example

MDS

Explain

Examples

Constraints

Restraints

Artemis

The Path Expansion

IFEFFIT is used to evaluate the EXAFS equation:

$$\chi(k, \Gamma) = \text{Im} \left(\frac{(N_{\Gamma} S_0^2) F_{\Gamma}(k)}{2 k R_{\Gamma}^2} e^{i(2kR_{\Gamma} + \Phi_{\Gamma}(k))} e^{-2\sigma_{\Gamma}^2 k^2} e^{-2R_{\Gamma}/\lambda(k)} \right) \quad (5)$$

$$\chi^{\text{theory}}(k) = \sum_{\Gamma} \chi(k, \Gamma)$$

$$R_{\Gamma} = R_{0,\Gamma} + \Delta R_{\Gamma} \quad (6)$$

$$k \propto \sqrt{(E_0 - \Delta E_0)} \quad (7)$$

$\chi^{\text{theory}}(k)$ is the function that is fit to data by varying the fitting parameters using theory from **FEFF** (the **terms in brown**).

In **IFEFFIT** the **terms in light blue** are not themselves the fitting parameters. They are **written in terms of** the actual fitting parameters.



Advanced Topics in
EXAFS Analysis

Bruce Ravel

Introduction

Statistics

Information

Parameters

Other topics

Ifeffit

MKW

Explain

Example

MFC

Explain

Example

MDS

Explain

Examples

Constraints

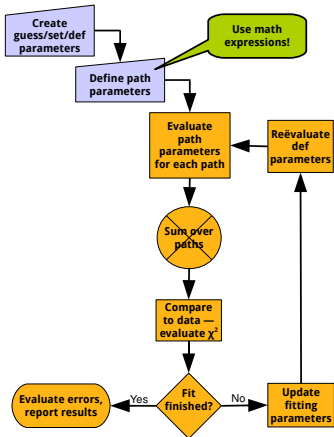
Restraints

Artemis

Flow control in Iffffit

Every trick in this talk exploits the fact that **IFEFFIT** introduces this layer of abstraction between the **path parameters** and the **parameters of the fit**.

Virtually any clever idea you have for describing your data can be expressed using **IFEFFIT**'s math expressions.



Advanced Topics in
EXAFS Analysis

Bruce Ravel

Introduction

Statistics
Information
Parameters
Other topics

Iffffit

MKW
Explain
Example

MFC
Explain
Example

MDS
Explain
Examples

Constraints

Restraints

Artemis

k -Dependence of Different Parameters



Advanced Topics in
EXAFS Analysis

Bruce Ravel

Let's look at the EXAFS equation again:

$$\chi(k, \Gamma) = \text{Im} \left(\frac{(N_{\Gamma} S_0^2) F_{\Gamma}(k)}{2 k R_{\Gamma}^2} e^{i(2kR_{\Gamma} + \Phi_{\Gamma}(k))} e^{-2\sigma_{\Gamma}^2 k^2} e^{-2R_{\Gamma}/\lambda(k)} \right)$$

Different values of k -weight emphasize different regions of the spectrum. A k -weight of 3 puts more emphasis at high- k in the evaluation of the fitting metric, while a k -weight of 1 tends to favor low- k .

S_0^2	same at all k
ΔR	high k , goes as k
σ^2	high k , goes as k^2
ΔE_0	low k , goes as $\frac{1}{k}$

By using multiple k -weights, we hope to distribute the sensitivity of the evaluation of χ^2 over the entire k range and to make better use of the data available.

Introduction

Statistics

Information
Parameters
Other topics

Ifeffit

MKW

Explain
Example

MFC

Explain
Example

MDS

Explain
Examples

Constraints

Restraints

Artemis

Evaluating A Multiple k -weight Fit



Advanced Topics in
EXAFS Analysis

Bruce Ravel

To evaluate an MKW fit, a χ^2 is evaluated for each value of k -weighting used in the fit.

$$\chi_k^2 = \frac{N_{idp}}{\epsilon N_{data}} \sum_{i=\min}^{\max} \left[\text{Re} (\chi_{d,k}(r_i) - \chi_{t,k}(r_i))^2 + \text{Im} (\chi_{d,k}(r_i) - \chi_{t,k}(r_i))^2 \right]$$
$$\chi_{total}^2 = \sum_{\text{all } k\text{-weights}} \chi_k^2 \quad (8)$$

It's that simple!

Introduction

Statistics

Information

Parameters

Other topics

Ifeffit

MKW

Explain

Example

MFC

Explain

Example

MDS

Explain

Examples

Constraints

Restraints

Artemis

Example: Methyltin in Solution



Advanced Topics in
EXAFS Analysis

Bruce Ravel

Introduction

Statistics

Information

Parameters

Other topics

Ifeffit

MKW

Explain

Example

MFC

Explain

Example

MDS

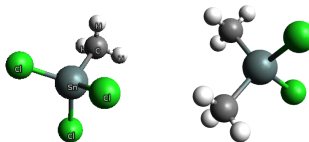
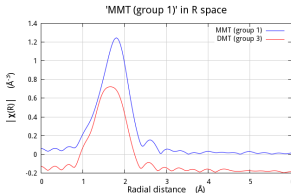
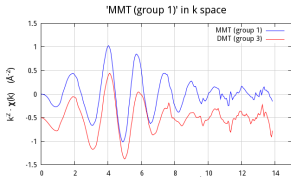
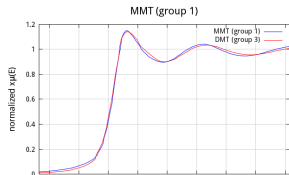
Explain

Examples

Constraints

Restraints

Artemis



TITLE dimethyltin dichloride

HOLE 1 1.0

CONTROL 1 1 1 1

PRINT 1 0 0 0

RMAX 6.0

POTENTIALS

* ipot Z element

0 50 Sn

1 17 Cl

2 6 C

3 1 H

ATOMS

* x y z

-0.027 2.146 0.014 2

0.002 -0.004 0.002 0

1.042 -0.716 1.744 2

-2.212 -0.821 0.019 1

1.107 -0.765 -1.940 1

0.996 2.523 0.006 3

-0.554 2.507 -0.869 3

-0.537 2.497 0.911 3

0.532 -0.365 2.641 3

1.057 -1.806 1.738 3

2.065 -0.339 1.736 3

Example: Dimethyltin Fit with kw=2



Advanced Topics in
EXAFS Analysis

Bruce Ravel

Introduction

Statistics

Information

Parameters

Other topics

Ifeffit

MKW

Explain

Example

MFC

Explain

Example

MDS

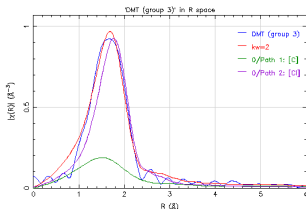
Explain

Examples

Constraints

Restraints

Artemis



The fit *looks* ok, but it's actually kind of a mess.

- The S_0^2 value is way too big
- The σ^2 values are quite large
- One correlation is disturbingly high

Fitting statistics

Independent points	: 7.26171
Number of variables	: 6
Chi-square	: 2360.88
Reduced Chi-square	: 1871.16
R-factor	: 0.01194
Measurement uncertainty (k)	: 0.00019
Measurement uncertainty (R)	: 0.00279

Guess parameters +/- uncertainties

amp	=	3.2982190	+/-	1.4696810
enot	=	3.9554520	+/-	3.9062430
delr_c	=	0.1479970	+/-	0.1487560
ss_c	=	0.0551050	+/-	0.0394380
delr_cl	=	-0.0012190	+/-	0.0316440
ss_cl	=	0.0179940	+/-	0.0059550

Correlations between variables:

amp and ss_cl	-->	0.9375
enot and delr_cl	-->	0.8746
amp and delr_c	-->	0.7643
delr_c and ss_cl	-->	0.6863
amp and ss_c	-->	0.6666
enot and ss_c	-->	-0.5834

The problem?

Severe information limits!

Example: Dimethyltin Fit with kw=1,2,3



Advanced Topics in
EXAFS Analysis

Bruce Ravel

Introduction

Statistics

Information

Parameters

Other topics

Iffeffit

MKW

Explain

Example

MFC

Explain

Example

MDS

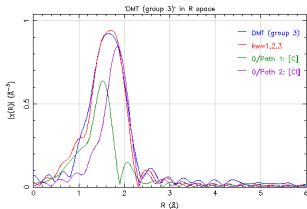
Explain

Examples

Constraints

Restraints

Artemis



Fitting statistics

Independent points : 7.26171
Number of variables : 6
Chi-square : 4977.34
Reduced chi-square : 3944.89
R-factor : 0.01395
Measurement uncertainty (k) : 0.00063
Measurement uncertainty (R) : 0.00110

Guess parameters +/- uncertainties

amp = 1.2735360 +/- 0.2885410
enot = 4.1254840 +/- 2.5937630
delr_c = -0.0573240 +/- 0.0371250
ss_c = 0.0028010 +/- 0.0055860
delr_cl = 0.0198180 +/- 0.0250350
ss_cl = 0.0058720 +/- 0.0037930

Correlations between variables:

ss_cl and ss_c --> 0.8776
delr_cl and enot --> 0.8755
ss_cl and amp --> 0.8528
delr_c and enot --> 0.8331
ss_c and amp --> 0.8117
delr_cl and delr_c --> 0.7947

This is much better.

- S_0^2 and σ^2 are more like what we anticipate
- The correlations are a bit more comforting

Problems remain

The information is still strained, but MKW certainly helps!

Absorbing Atoms in Multiple Environments



Advanced Topics in
EXAFS Analysis

Bruce Ravel

Consider situations like these:

- 1 A crystal with the absorbing atom in *multiple* lattice positions
- 2 A metalloprotein with *multiple*, inequivalent active sites
- 3 An adsorbed metallic species that might be in *multiple* ligation environments
- 4 A physical mixture of *multiple* species, e.g. dirt
- 5 A thin film with *multiple* layers

A Feff input file has one-and-only-one absorbing site

A single **FEFF** input file and a single **FEFF** run cannot possibly be used to describe any of those situations. How can we make progress?

Introduction

Statistics

Information

Parameters

Other topics

lfeffit

MKW

Explain

Example

MFC

Explain

Example

MDS

Explain

Examples

Constraints

Restraints

Artemis

YBa₂Cu₃O₇: Multiple Lattice Positions

In YBa₂Cu₃O₇, copper occupies 2 sites. Site 1 is in a **four-fold planar** configuration. Site 2 is near the center of a **square pyramid**. The unit cell has **1** Cu1 and **2** Cu2 positions.

```
title YBCO: Y Ba2 Cu3 O7
space = P M M M
rmax = 7.2 a=3.817 b=3.882 c=11.671
core = cu1
atoms
! At.type x y z tag
Y 0.5 0.5 0.5
Ba 0.5 0.5 0.1839
Cu 0 0 0 cu1
Cu 0 0 0.3546 cu2
O 0 0 0.5 0 01
O 0 0 0 0.1589 02
O 0 0 0.5 0.3780 03
O 0 0.5 0 0.3783 04
```

This is handled naturally in **IFEFFIT** after running **FEFF** twice:

```
guess s0sqr = 0.9
```

```
path {
  file site1/feff0001.dat
  label 1st path, site 1
  s02 s0sqr / 3
}
## all subsequent paths for site 1
## have s02 * 1/3
```

```
path {
  file site2/feff0001.dat
  label 1st path, site 2
  s02 2 * s0sqr / 3
}
## all subsequent paths for site 2
## have s02 * 2/3
```



Advanced Topics in
EXAFS Analysis

Bruce Ravel

Introduction

Statistics

Information

Parameters

Other topics

Ifeffit

MKW

Explain

Example

MFC

Explain

Example

MDS

Explain

Examples

Constraints

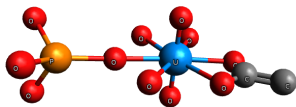
Restraints

Artemis

Uranyl Ion Absorbed to Biomass

A uranyl solution brought into equilibrium with biomass will proportionate in a pH-dependent manner among hydroxyl, phosphoryl, and carboxyl ligands.

- Uranyl species tend to have 5 or 6 equatorial O's
- Phosphoryl ligands are monodentate
- Carboxyl ligands are bidentate
- Hydroxyl's just dangle



- Use crystalline triuranyl diphosphate tetrahydrate for the phosphoryl component
- Use crystalline sodium uranyl triacetate for the carboxyl component
- Use weights as fitting parameters to determine proportionation

There is no way to find a feff.inp file for that!

S. Kelly, et al. *X-ray absorption fine-structure determination of pH dependent U-bacterial cell wall interactions*, *Geochim. Cosmochim. Acta* (2002) **66**:22, 3875–3891



Advanced Topics in
EXAFS Analysis

Bruce Ravel

Introduction

Statistics
Information
Parameters
Other topics

Ifeffit

MKW
Explain
Example

MFC
Explain
Example

MDS
Explain
Examples

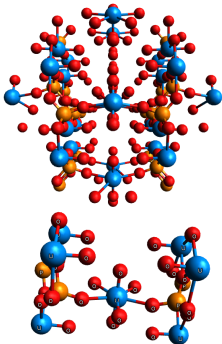
Constraints

Restraints

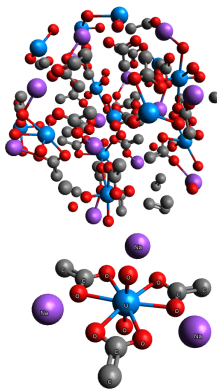
Artemis

Using Crystal Analogs as Feff Structures

Triuranyl diphosphate tetrahydrate contains a monodentate U-P moiety.



Sodium uranyl triacetate contains a bidentate U-C moiety.



The moral of this story ...

The structure used in the **FEFF** calculation doesn't need to be "perfect". Close is usually good enough to get started.



Advanced Topics in
EXAFS Analysis

Bruce Ravel

Introduction

Statistics

Information

Parameters

Other topics

Ifeffit

MKW

Explain

Example

MFC

Explain

Example

MDS

Explain

Examples

Constraints

Restraints

Artemis

Evaluating A Multiple Feff Calculation Fit



Advanced Topics in
EXAFS Analysis

Bruce Ravel

To evaluate an MFC fit, paths from each **FEFF** calculation are used in the sum over paths used to compute the theoretical $\chi(k)$.

$$\chi_{th}(k) = \sum_{\Gamma}^{(\text{all structures})} \sum_{\Gamma}^{(\text{all included paths})} \chi_{\Gamma}(k)$$

$$\chi^2 = \frac{N_{idp}}{\epsilon N_{data}} \sum_{i=\min}^{\max} \left[\text{Re} (\chi_d(r_i) - \chi_{th}(r_i))^2 + \text{Im} (\chi_d(r_i) - \chi_{th}(r_i))^2 \right]$$

Again, it's that simple!

Introduction

Statistics

Information

Parameters

Other topics

Ifeffit

MKW

Explain

Example

MFC

Explain

Example

MDS

Explain

Examples

Constraints

Restraints

Artemis

An Ensemble of Related Data Sets



Advanced Topics in
EXAFS Analysis

Bruce Ravel

Consider situations like these:

- 1 You have data at *multiple* temperatures using a cryostat and/or a furnace
- 2 You have data at *multiple* pressures from a high pressure cell
- 3 You have powders/films/solutions of *multiple* stoichiometries
- 4 You have data at *multiple* edges of the same material

Some parameters may be related across data sets

Corefining related data sets will dramatically increase the information content of the fit — each data set **is** an independent measurement — while not equivalently increasing the number of fitting parameters.

Introduction

Statistics

Information

Parameters

Other topics

Iffeffit

MKW

Explain

Example

MFC

Explain

Example

MDS

Explain

Examples

Constraints

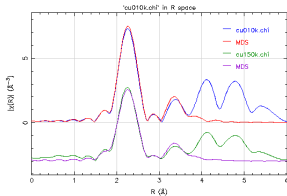
Restraints

Artemis

Example: Multiple Temperatures

I can corefine the **copper metal** data measured at many temperatures. Here is the fit we saw earlier, extended to include 10 K **and** 150 K data:

- S_0^2 and E_o are the same for both data sets
- All σ^2 parameters for all paths at both temperatures are computed from *one* variable Debye temperature.
- A linear dependence in temperature is assumed for the lattice expansion coefficient —
$$\alpha(T) = m \cdot T + b$$



Twice as many independent points, only one more parameter!
The more data, the better!



Advanced Topics in
EXAFS Analysis

Bruce Ravel

Introduction

Statistics

Information

Parameters

Other topics

Ifeffit

MKW

Explain

Example

MFC

Explain

Example

MDS

Explain

Examples

Constraints

Restraints

Artemis

Evaluating A Multiple Data Set Fit



Advanced Topics in
EXAFS Analysis

Bruce Ravel

To evaluate an MDS fit, a χ^2 is evaluated for each data set

$$\chi_D^2 = \frac{N_{idp}}{\epsilon N_{data}} \sum_{i=\min}^{\max} \left[\text{Re} (\chi_{d,D}(r_i) - \chi_{t,D}(r_i))^2 + \text{Im} (\chi_{d,D}(r_i) - \chi_{t,D}(r_i))^2 \right]$$
$$\chi_{total}^2 = \sum_{\text{all data sets}} \chi_D^2 \quad (9)$$

Yet again, the evaluation of the fitting metric is a trivial extension of the simplest case.

Introduction

Statistics

Information

Parameters

Other topics

Iffffit

MKW

Explain

Example

MFC

Explain

Example

MDS

Explain

Examples

Constraints

Restraints

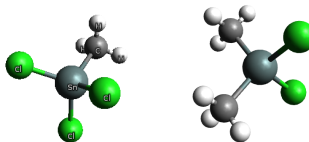
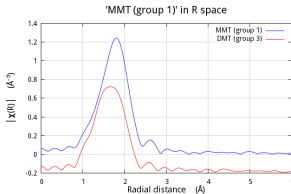
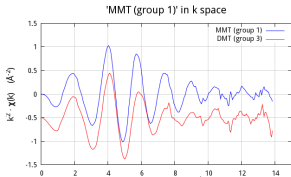
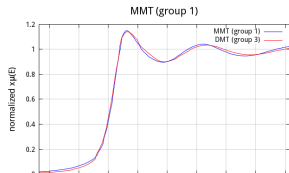
Artemis

Example: Methyltin in Solution



Advanced Topics in
EXAFS Analysis

Bruce Ravel



TITLE dimethyltin dichloride

HOLE 1 1.0
CONTROL 1 1 1 1
PRINT 1 0 0 0
RMAX 6.0

POTENTIALS

*	ipot	Z	element
	0	50	Sn
	1	17	Cl
	2	6	C
	3	1	H

ATOMS

*	x	y	z
	-0.027	2.146	0.014 2
	0.002	-0.004	0.002 0
	1.042	-0.716	1.744 2
	-2.212	-0.821	0.019 1
	1.107	-0.765	-1.940 1
	0.996	2.523	0.006 3
	-0.554	2.507	-0.869 3
	-0.537	2.497	0.911 3
	0.532	-0.365	2.641 3
	1.057	-1.806	1.738 3
	2.065	-0.339	1.736 3

Introduction

Statistics

Information

Parameters

Other topics

Ifeffit

MKW

Explain

Example

MFC

Explain

Example

MDS

Explain

Examples

Constraints

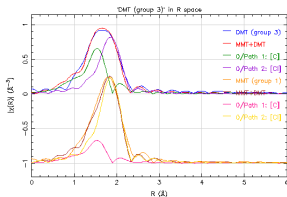
Restraints

Artemis

Example: Stoichiometry

I can corefine **forms of methyltin**, remembering that monomethyl tin has 1 Sn-C ligand and 3 Sn-Cl, while dimethyl tin has 2 and 2.

- S_0^2 and E_0 are the same for both data sets
- I *assert* that the σ^2 's for the Sn-C and Sn-Cl ligands are the same for di- and monomethyltin.
- Similarly, I *assert* the bond lengths are the same.



Twice the information, same number of parameters!

The simple assertion that the ligands are invariant between these samples adds considerable depth to the fitting model. Is this assertion correct? That is easily tested by lifting constraints on σ^2 and ΔR are comparing the fit results.



Advanced Topics in
EXAFS Analysis

Bruce Ravel

Introduction

Statistics
Information
Parameters
Other topics

Ifeffit

MKW
Explain
Example

MFC
Explain
Example

MDS
Explain
Examples

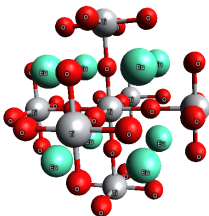
Constraints

Restrains

Artemis

Example: Two Edges

EuTiO_3 is a regular cubic perovskite:



The data from the two edges share:

- A lattice constant
- An $\text{Eu-Ti } \sigma^2$

Other parameters must be independent for the two edges.

I have data from 15 K to 500 K, so I can combine *multiple* temperatures, *multiple* edges, **and multiple** FEFF calculations!



Advanced Topics in
EXAFS Analysis

Bruce Ravel

Introduction

Statistics

Information

Parameters

Other topics

Ifeffit

MKW

Explain

Example

MFC

Explain

Example

MDS

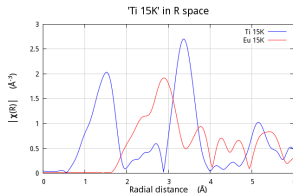
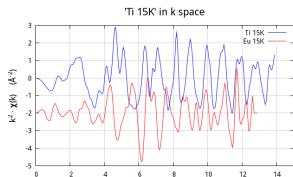
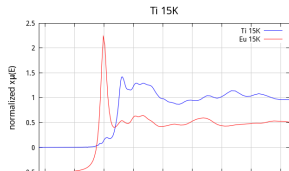
Explain

Examples

Constraints

Restraints

Artemis



Building EXAFS Models



Advanced Topics in
EXAFS Analysis

Bruce Ravel

Introduction

Statistics
Information
Parameters
Other topics

Ifeffit

MKW
Explain
Example

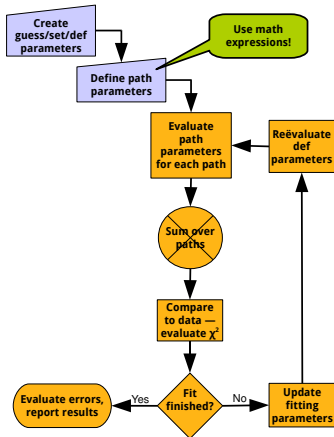
MFC
Explain
Example

MDS
Explain
Examples

Constraints

Restraints

Artemis



All of **IFEFFIT**'s magic happens in the **blue steps**. The effective use of MFC or MDS fitting, begins with clever model building.

The Need for Constraints



Advanced Topics in
EXAFS Analysis

Bruce Ravel

Let's look at the EXAFS equation yet again:

$$\chi(k, \Gamma) = \text{Im} \left(\frac{(N_{\Gamma} S_0^2) F_{\Gamma}(k)}{2 k R_{\Gamma}^2} e^{i(2kR_{\Gamma} + \phi_{\Gamma}(k))} e^{-2\sigma_{\Gamma}^2 k^2} e^{-2R_{\Gamma}/\lambda(k)} \right)$$

For every path used in the fit, you must somehow evaluate N , S_0^2 , σ^2 , ΔR , E_0 .

That's **5 parameters per path**, but even for the beautiful GeSb data we had fewer than 20 independent points.

Are we doomed?

Introduction

Statistics

Information

Parameters

Other topics

lfeffit

MKW

Explain

Example

MFC

Explain

Example

MDS

Explain

Examples

Constraints

Restraints

Artemis

The Simplest Constraints

Although each of N , S_0^2 , σ^2 , ΔR , E_0 . must be evaluated for each path, they are not necessarily independent parameters for each path.

Consider the copper metal we have already seen in this talk:

S_0^2 This is a parameter of the central atom and has something to do with the relaxation of electrons around the core-hole. In copper metal, S_0^2 is the same for all paths.

E_0 In a single data set, single **FEFF** calculation fit, this parameter is used to align the wavenumber grids of the data and theory. In copper metal, E_0 is the same for all paths.

S_0^2 and E_0 represent the simplest kind of constraint — parameters that are the same for each path.



Advanced Topics in
EXAFS Analysis

Bruce Ravel

Introduction

Statistics

Information

Parameters

Other topics

lfeffit

MKW

Explain

Example

MFC

Explain

Example

MDS

Explain

Examples

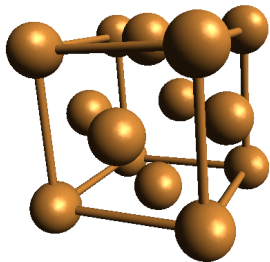
Constraints

Restraints

Artemis

Slightly More Interesting Constraints

Copper metal also demonstrates simple constraints between paths involving math expressions:



ΔR As a highly symmetric, cubic metal, a volume expansion coefficient can be used to describe all path lengths. $\Delta R = \alpha * R_{eff}$

σ^2 As a monoatomic metal, the mean square deviations in each path length can be described by the Debye temperature. $\sigma^2 = \text{debye}(T, \Theta_D)$

Path geometry

IFEFFIT is clever enough to use the correct values for R_{eff} (the path length used in the **FEFF** calculation) and the reduced mass as path parameter math expressions are evaluated for each path.



Advanced Topics in
EXAFS Analysis

Bruce Ravel

Introduction

Statistics
Information
Parameters
Other topics

Iffeffit

MKW
Explain
Example

MFC
Explain
Example

MDS
Explain
Examples

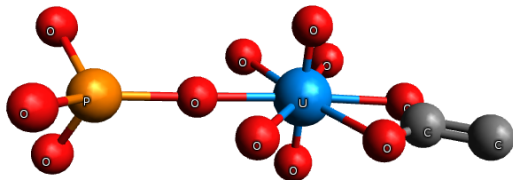
Constraints

Restraints

Artemis

Model Building For Fun and Profit (I)

The uranyl problem requires multiple **FEFF** calculations. Making effective use of those calculations requires interesting constraints.



- The equatorial oxygen associated with a phosphoryl ligand is shorter than for a carboxyl ligand
- The phosphoryl ligand is monodentate, thus $N_P = N_{short}$
- The carboxyl is bidentate, thus $N_C = N_{long}/2$
- If we assert that there are 6 equatorial oxygen atoms, then $N_{short} + N_{long} = 6$



Advanced Topics in
EXAFS Analysis

Bruce Ravel

Introduction

Statistics

Information

Parameters

Other topics

Ifeffit

MKW

Explain

Example

MFC

Explain

Example

MDS

Explain

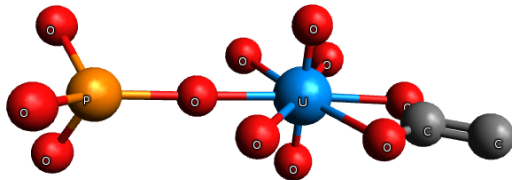
Examples

Constraints

Restrains

Artemis

Model Building For Fun and Profit (II)



Uranyl coordination parameters

```
set      n_eq      = 6
guess    n_short   = 3
def      n_long    = n_eq - n_short
def      n_p       = n_short
def      n_c       = n_long / 2

guess    ss_short  = 0.003
def      ss_long   = ss_short
```

We have described the coordination numbers and σ^2 for the equatorial oxygen atoms with a minimal number of **guesses**. The constraints on σ^2 and N_{eq} can be lifted easily by switching a **set** or a **def** to a **guess**.



Advanced Topics in
EXAFS Analysis

Bruce Ravel

Introduction

Statistics

Information

Parameters

Other topics

Ifeffit

MKW

Explain

Example

MFC

Explain

Example

MDS

Explain

Examples

Constraints

Restraints

Artemis

Using Imperfect Knowledge

IFEFFIT allows the incorporation of imprecise **prior knowledge** by adding restraints in quadrature to the fitting metric.

$$\chi_{data}^2 = \frac{N_{idp}}{\epsilon N_{data}} \sum_{i=min}^{max} \left[\text{Re} (\chi_d(r_i) - \chi_t(r_i))^2 + \text{Im} (\chi_d(r_i) - \chi_t(r_i))^2 \right]$$
$$\chi^2 = \chi_{data}^2 + \sum_j \left[\frac{\lambda_{0,j} - \lambda_j}{\delta \lambda_j} \right]^2 \quad (10)$$

λ_0 prior knowledge
 λ fitted value
 $\delta \lambda$ confidence

The meaning of $\delta \lambda$

As $\delta \lambda \rightarrow \infty$, a restraint becomes unimportant.

As $\delta \lambda \rightarrow 0$, you admit no prior knowledge.



Advanced Topics in
EXAFS Analysis

Bruce Ravel

Introduction

Statistics

Information

Parameters

Other topics

Iffeffit

MKW

Explain

Example

MFC

Explain

Example

MDS

Explain

Examples

Constraints

Restraints

Artemis



Restraints: A simple example

Suppose you have reason to believe that $0.6 < S_0^2 < 1.0$.

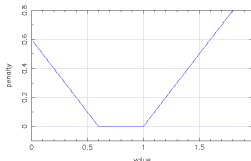
Enforce this with “hard-wall” boundaries

```
guess S0sqr = 0.8  
path(1, S02 = max(0.6, min(1.0, S0sqr) ) )
```

If the fitted value of S_0^2 strays out of bounds, error bars cannot be properly calculated.

Apply a restraint, added in quadrature with χ_{data}^2

```
guess S0sqr = 0.8  
set scale = 2000  
restrain S0sqr_res = scale * penalty(S0sqr, 0.6, 1.0)  
path(1, S02 = S0sqr)
```



S_0^2 is encouraged to stay in bounds to avoid a penalty to χ^2 , but error bars can be properly evaluated when S_0^2 strays.



Restrains: A simple example (continued)

The assumption of “chemical transferability” of S_0^2 may be suspect, particularly if the known standard used to determine S_0^2 is prepared differently from the unknown.

Restrain S_0^2 to be like the standard

```
guess      S0sqr = 0.9
set        S0sqr_known = 0.876
set        scale = 2000
restrain   S0sqr_res = scale * (S0sqr - S0sqr_known)
```

Again, `S0sqr_res` is added in quadrature with χ^2 .

How big should the scale be?

I don't have a good answer. The square root of χ^2 evaluated without the restraint seems to be a good size. In the end, it depends upon how much trust you place on the restraint.

Restraints: Bond Valence Sums



Advanced Topics in
EXAFS Analysis

Bruce Ravel

The Bond Valence relates the valence of an ion to its ligand bond lengths using empirical parameters as determined by Brown and Altermatt, Acta Cryst. B41 (1985) pp. 244–247:

$$V_i = \sum_{j=1}^N \exp\left(\frac{R'_{ij} - R_{ij}}{0.37}\right) \quad (11)$$

0.37 and R'_{ij} are empirical parameters, R'_{ij} is different for each kind of pair, i.e. Fe–S, Ni–O, etc. Tetrahedral coordination involves different distances and valence than octahedral.

Octahedral iron example

```
set      valence = 2
set      rij      = 1.734 # R'ij for Fe(2+)-O
set      rnot     = 2.14
set      scale    = 1000
guess    delr     = 0.0
restrain bvs      = valence - 6 * exp( (rij - (rnot+delr)) / 0.37 )
```

Introduction

Statistics
Information
Parameters
Other topics

lfeffit

MKW
Explain
Example

MFC
Explain
Example

MDS
Explain
Examples

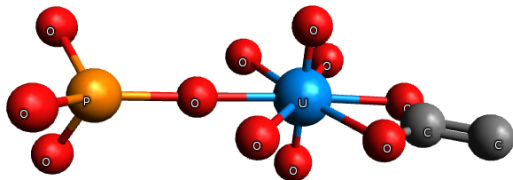
Constraints

Restraints

Artemis

Model Building For Fun and Profit (III)

From a literature survey, we know that the short and long equatorial oxygen bonds tend to be about 2.32 Å and 2.45 Å in uranyl complexes.



Uranyl coordination parameters

```
guess      r_short    = 2.32
guess      r_long     = 2.45
restrain   r_short_res = scale * penalty(r_short, 2.30, 2.34)
restrain   r_long_res  = scale * penalty(r_short, 2.43, 2.47)
```

These restraints encourage those distances to stay near their imprecisely known values.



Advanced Topics in
EXAFS Analysis

Bruce Ravel

Introduction

Statistics

Information

Parameters

Other topics

Ifeffit

MKW

Explain

Example

MFC

Explain

Example

MDS

Explain

Examples

Constraints

Restraints

Artemis

The “Multiples”

Multiple k -weight Corefinement of the data using *multiple* values of k -weighting in the Fourier Transform

Multiple Feff Calculations Using *multiple* runs of the **FEFF** program to generate the theory used in your fitting model

Multiple Data Sets Corefinement of *multiple* data sets – this may be data measured at multiple edges, multiple temperatures, etc.

Constraints Between Parameters At the heart of an EXAFS fitting model are the relationships imposed between fitting parameters

Restrains on Parameters Application of imperfect knowledge to influence the evaluation of a fit

Using the “multiples”

All of these are implemented in **ARTEMIS**.



Advanced Topics in
EXAFS Analysis

Bruce Ravel

Introduction

Statistics

Information

Parameters

Other topics

Ifeffit

MKW

Explain

Example

MFC

Explain

Example

MDS

Explain

Examples

Constraints

Restrains

Artemis

Artemis: Multiple k -Weights



Advanced Topics in
EXAFS Analysis

Bruce Ravel

Introduction

Statistics

Information

Parameters

Other topics

Ifeffit

MKW

Explain
Example

MFC

Explain
Example

MDS

Explain
Examples

Constraints

Restraints

Artemis

The screenshot shows the Artemis software interface. The 'Fit' panel on the right has a 'Plotting options' section with buttons for 'k', 'R', and 'q'. Below these are 'Plotting options' for 'k', 'R', and 'q', each with a dropdown menu. The 'k' dropdown is currently set to 'kw'. A red arrow points from the text 'k-weights for plotting' to the 'kw' button in the 'k' dropdown. The 'Data & Paths' panel shows a tree view with 'DMT (group 3)' selected. A red arrow points from the text 'k-weights for fitting' to the 'Fit k-weights' section in the 'Other parameters' panel, which has checkboxes for 'kw=1', 'kw=2', 'kw=3', and 'other k weight'. The 'kw=1', 'kw=2', and 'kw=3' checkboxes are checked. A red arrow points from the text 'k-weights for fitting' to the 'kw=1' checkbox. The 'Document: Plotting' button is visible at the bottom right of the 'Fit' panel. A 'Document: Fitting parameters' button is visible at the bottom left of the 'Other parameters' panel. A hint at the bottom of the window reads: 'HINT: The Atoms right click menu can operate on the extended selection.'

Simply click any/all of the fitting k -weight buttons.

Do not confuse them with the buttons that control k -weighting for fits.

Artemis: Multiple Feff Calculations



Advanced Topics in
EXAFS Analysis

Bruce Ravel

The screenshot displays the Artemis software interface. The 'Data & Paths' panel on the left shows a tree view of data and paths. The 'Fit' panel on the right shows the 'Plot selected groups in' section with a table of parameters:

k	R	q

The 'Plotting options' section includes 'Plot in R' and 'Plot in q' with checkboxes for 'Magnitude' and 'Imaginary part'. The 'kmin', 'kmax', 'Rmin', 'Rmax', 'qmin', and 'qmax' values are set to 0, 15, 0, 6, 0, and 15 respectively. The status bar at the bottom indicates '7 independent points data points (Nyquist): (1 data set) (8 variables)'.

Use as many **FEFF** calculations as you need, run **FEFF**, import and include whichever paths you need. (*Nota bene*: there is an out-of-the-box limit of 128 paths in **IFEFFIT**.)

Introduction

Statistics
Information
Parameters
Other topics

Ifeffit

MKW
Explain
Example

MFC
Explain
Example

MDS
Explain
Examples

Constraints

Restraints

Artemis

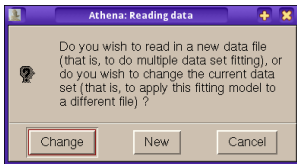
Artemis: Multiple Data Sets (I)



Advanced Topics in
EXAFS Analysis

Bruce Ravel

If you have already imported data into **ARTEMIS**, you will be presented with this dialog the next time you import data



Change With this option, you replace the current data set with a new one, allowing you to apply the current fitting model to a different data set.

New With this option, a new data set is added to the list of data and paths, allowing you to perform a *multiple* data set fit.

Introduction

Statistics
Information
Parameters
Other topics

Iffeffit

MKW
Explain
Example

MFC
Explain
Example

MDS
Explain
Examples

Constraints
Restraints

Artemis

Artemis: Multiple Data Sets (II)



Advanced Topics in
EXAFS Analysis

Bruce Ravel

The screenshot shows the Artemis software interface with the following components:

- Current project:** /home/bruce/TeX/Talks/xafs2008/data/methylTin/methyl.apj
- Titles:** Merge in e spaces of:
** /home/bruce/Data/EPA/2006.07/Sn_DMT.001
** /home/bruce/Data/EPA/2006.07/Sn_DMT.002
- Data file:** DMT_(group_3).chi
- Data controls:**
 - Include data in the fit?
 - Plot data after the fit?
 - Fit background
- Fourier and fit parameters:**
 - k-range: 2 to 10.5
 - R-range: 1 to 2.386
 - dk: 1, dr: 0.2
 - k window: Kaiser-Bessel
 - R window: Kaiser-Bessel
- Other parameters:**
 - Fitting space: R, Epsilon: 0
 - Minimum reported correlation: 0.4
 - Path to use for phase corrections: None
- Fit k-weights:**
 - kw=1
 - kw=2
 - kw=3
 - other k weight
- Data & Paths:**
 - DMT (group 3) (highlighted with a red circle)
 - FEFFO
 - Path 1: [C]
 - Path 2: [C]
 - MMT (group 1) (highlighted with a red circle)
 - FEFFO
 - Path 1: [C]
 - Path 2: [C]
- Fit:**
 - Plot selected groups in: k, R, q
 - Plotting options: kw (set to 2)
 - Plot in R: Magnitude, Real part, Imaginary part
 - Plot in q: Magnitude, Real part, Imaginary part
 - Window
 - Background
 - Residual
 - kmin: 0, kmax: 15
 - Rmin: 0, Rmax: 6
 - qmin: 0, qmax: 15
- Document: Fitting parameters** (button)
- Document: Plotting** (button)
- Read project description:** /home/bruce/hoare/stash/artemis.project.0/descriptions/artemis.

Use as many data sets calculations as you need. Each data set needs one or more paths associated with it. (*Nota bene:* there is an out-of-the-box limit of 10 data sets in IFEFFIT.)

Introduction

Statistics
Information
Parameters
Other topics

Ifeffit

MKW
Explain
Example

MFC
Explain
Example

MDS
Explain
Examples

Constraints

Restraints

Artemis

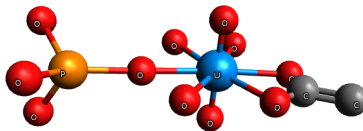
Artemis: Specifying Constraints (I)



Advanced Topics in
EXAFS Analysis

Bruce Ravel

In the uranyl example we saw earlier, the oxygen distances associated with the mono- and bidentate ligands are at different distances.



The number of P atoms is equal to the number of shorter equatorial oxygen atoms, while the number of C atoms is half the number of longer equatorial oxygens.

Introduction

Statistics
Information
Parameters
Other topics

Ifeffit

MKW
Explain
Example

MFC
Explain
Example

MDS
Explain
Examples

Constraints

Restraints

Artemis

Artemis: Specifying Constraints (II)



Advanced Topics in
EXAFS Analysis

Bruce Ravel

The screenshot shows the Artemis software interface. The main window is titled 'Artemis' and has a menu bar with 'File', 'Edit', 'GDS', 'Data', 'Sum', 'Fits', 'Theory', 'Paths', 'Plot', and 'Help'. The 'Current project' is '/home/bruce/TeX/Talks/kafs2008/artemis/UBS_4.60.apj'. The main area is divided into three panes:

- Left Pane (Parameters):** A table with columns '#', 'Name', and 'Math Expression'. The table contains 20 rows of parameters. Row 7 is highlighted in yellow and contains: '7 g: no_short 4.241195 (5.205625)'. Below the table is an 'Edit selected parameter' section with a text box containing 'no_short = 4.241195 (5.205625)' and buttons for 'Guess', 'Def', 'Set', 'Skip', 'Restrain', and 'After'. At the bottom are buttons for 'Undo edit', 'New', 'Grab', 'Discard', and 'Hide', and the text 'Document: Guess, Def, Set'.
- Middle Pane (Data & Paths):** A tree view showing the fit model structure. The root is 'Guess, Def, Set', which contains 'bkgsub 4.60 open atm' and 'Fit'. 'Fit' contains 'fit 1' through 'fit 6'. Below 'Fit' are 'U Phosphate U1' and 'U Phosphate U2'. 'U Phosphate U1' contains 'axial', 'phosphoryl', 'carb/hydr', 'axphos triangle', 'axhydr triangle', 'axial DS', 'axial focus TS', and 'axial TS'. 'U Phosphate U2' contains 'P SS', 'P-Oeq DS', and 'P-Oeq TS'. Below these are 'Acetate', 'C bidentate', 'C-Oeq2 triangle', and 'C2'.
- Right Pane (Fit):** A control panel for the fit. It has a 'Plot selected groups in' section with buttons for 'k', 'R', and 'q'. Below is a 'Plotting options' section with a row of buttons '0', '1', '2', '8', and 'kw'. There are 'Main', 'Indic', and 'Traces' tabs. The 'Plot in R:' section has 'Magnitude' and 'Real part' (selected with a red diamond) and 'Imaginary part' (selected with a grey diamond). The 'Plot in q:' section has 'Magnitude' and 'Real part' (selected with a red diamond) and 'Imaginary part' (selected with a grey diamond). There is a 'Window' button (selected with a red square), 'Background' (selected with a grey square), and 'Residual' (selected with a grey square). At the bottom are input fields for 'kmin: 0', 'kmax: 15', 'Rmin: 0', 'Rmax: 5', 'qmin: 0', and 'qmax: 15'. The text 'Document: Plotting' is at the bottom.

Constraints are implemented as **def** parameter math expressions.
(Path parameters can also be expressed as math expressions.)

IFEFFIT's math expressions are quite expressive.

Introduction

Statistics
Information
Parameters
Other topics

Ifeffit

MKW
Explain
Example

MFC
Explain
Example

MDS
Explain
Examples

Constraints

Restraints

Artemis

Artemis: Specifying Restraints



Advanced Topics in
EXAFS Analysis

Bruce Ravel

The screenshot shows the Artemis software interface. The main window is titled 'Artemis' and has a menu bar with 'File', 'Edit', 'GDS', 'Data', 'Sum', 'Fits', 'Theory', 'Paths', 'Plot', and 'Help'. The 'Current project' is '/home/bruce/analysis/U5/2.apj'. The 'Guess, Def, Set' page is active, displaying a table of parameters:

#	Name	Math Expression
20	g: dru0	0
21	dru2	0
22	g: ssu	0.003
23	ssu2	ssu
24	--	----
25	g: dr1	0
26	g: ssl	0.003
27	sl	0.01
28	s: c31	0
29	s: nl	1
30	d: dreqsh	dreq
31	d: sseqsh	ssax5
32	--	----
33	s: r0	2.075
34	s: b	0.37
35	s: scale	100
36	d: bv5	$4 * \exp((r0 - 2.0586 - drsh) / b) + 2 * \exp((r0 -$
37	r: res_bv5	penalty(bv5, 4.8, 5.2) * scale
38	d: bv6	$2 * \exp((r0 - 1.7847 - drax) / b) + \exp((r0 - 2.$
39	r: res_bv6	penalty(bv6, 5.8, 6.2) * scale

Below the table is an 'Edit selected parameter' dialog for 'dreqsh', showing it is set to 'dreq'. The 'Fit' page is also visible, showing 'Plot selected groups in' with buttons for 'k', 'R', and 'q'. The 'Plotting options' section includes 'Main', 'Indic', and 'Traces' tabs, and options for 'Plot in R:' (Magnitude, Real part, Imaginary part) and 'Plot in q:' (Magnitude, Real part, Imaginary part). The 'Window' section has 'Background' and 'Residual' checkboxes. The 'kmin', 'kmax', 'Rmin', 'Rmax', 'qmin', and 'qmax' fields are set to 0, 15, 0, 6, 0, and 15 respectively.

Restraints are managed on the Guess, Def, Set page, like any other parameter and will be properly used in the fit. A restraint depends upon a **def** or **guess** parameters – something that changes during the fit.

Introduction

Statistics
Information
Parameters
Other topics

Ifeffit

MKW
Explain
Example

MFC
Explain
Example

MDS
Explain
Examples

Constraints

Restraints

Artemis

Now you know all the tricks!



Advanced Topics in
EXAFS Analysis

Bruce Ravel

Introduction

Statistics

Information

Parameters

Other topics

lfeffit

MKW

Explain

Example

MFC

Explain

Example

MDS

Explain

Examples

Constraints

Restrains

Artemis

Your assignment:

Use 'em all!

Do great data analysis!